

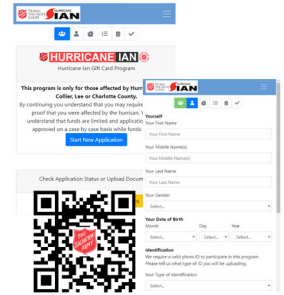
HURRICANE IAN ASSISTANCE

HOW TO REGISTER IN 5 EASY STEPS

1

COMPLETE APPLICATION


The applicant affected by Hurricane Ian should scan the QR code or visit www.ianhelp.org and complete an application. The application is available in English, Spanish, or Creole.



2

UPLOAD DOCUMENTS

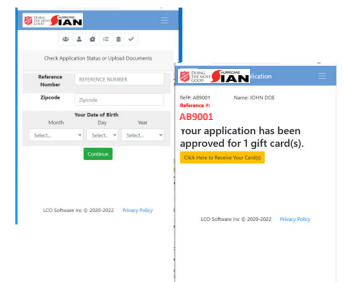
Upon completing an application, the applicant will be prompted to upload supporting documentation, which may include identification and paystubs. If you do not have it readily available you may return to upload it later.



3

CHECK STATUS

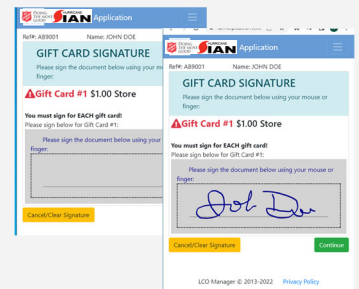
The Salvation Army team members will then review applications. You will receive either a text and/or email depending on your selected preference prompting you to log back into the site. You should also check periodically in case you miss the notification.



4

SIGN FOR E-GIFT CARD

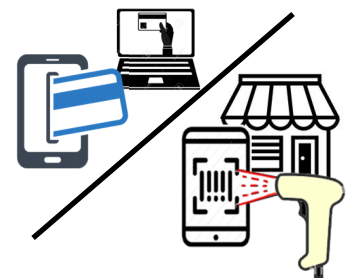
Once approved, you may log back into the portal and sign for your e-Gift Card. After you have signed for the card it will be available immediately in the portal.



5

USE E-GIFT CARD

You may use your e-Gift card online or take it in-store for any same-day immediate needs.



www.ianhelp.org

Collier County • Lee County • Charlotte County

